


PCX RIX8+PSU WIRED EXPANDER



Supercharge your wired expansion The ultimate wired flexibility for any line PCX control panel

Expand the security system for whatever need or requirements with eight additional inputs. Self-powered and security assured, the PCX RIX8+PSU seamlessly adapts the system to suit.

Complies with EN50131-1

www.pyronix.com

PCX RIX8+PSU WIRED EXPANDER



Deliver the security the installation needs with the ability to add eight wired inputs

This provides the ultimate flexibility to seamlessly expand the system. The PCX RIX8+PSU supports wired double pole or double EOL inputs.

Deliver the output the installation needs with the ability to add four wired outputs



The ability to add four transistor outputs provides greater flexibility and options to any install, adding a multitude of peripherals to deliver the perfectly tailored system.

Extend the data BUS range with the integrated RS485 repeater

Supercharge your installation by extending the RS485 BUS, for those bigger installs that need more power and more range.

Beat the burglar with front & rear tamper protection

This ensures that maximum security is maintained against accidental or malicious tampering of the system, providing that added peace of mind that the system is secure.

Partcode	PCX RIX8+PSU
Type of Module	
Wired input expander module	✓
Two-way wireless input expander module	✗
Output expander module	✗
Technical Characteristics	
Wired inputs (NC/DEOL/3-EOL)	8
Outputs	4
Relay outputs	✗
Two-way wireless inputs	✗
Two-way wireless keyfobs	✗
Two-way wireless sirens	✗
Plastic housing with tamper protection	✗
Metal housing with tamper protection	✓
Integrated power supply	2.5A
Certifications & Warranty	
Electrical conformity	CE
EN50131	Grade 3
Environmental class	II
	✗
	Self-certified
Warranty	2 years

Meet the required security standard with Grading options

The PCX RIX8+PSU is Grade 3 for the superior security the installation needs.

Has its own power with an integrated 2.5A intelligent PSU

Provides the ability to monitor its own power from the PSU. All connections are automatically made to draw their power from the power supply and it can be used to monitor if there is an issue at that particular point.